

Circuit	C1	C2	C3	CP1	CP2	CP3
Destinate/ Destination	Iluminat parter	Iluminat etaj	Rezerva	Prize parter	Prize etaj	Rezerva
Numar CIL/Prize Number CIL/ Sockets	8	10	-	2	4	-
Putere [kW] Power	0.48	0.8	-	2	2	-
Ic [A]	4	5	-	9.1	9.1	-
Section FY/IPY	2x1.5/16	2x1.5/16	-	3x2.5/20	3x2.5/20	-
Faza/Phase	L1	L1		L2	L3	

L1=1.28KW
L2=2KW
L3=2KW

SPECIFICATIE TEHNICA TDep/TECHNICAL SPECIFICATIONS TDep




Q4-Q6 Disjunctori cu protectie la suprasarcina si scurtcircuit 2P-16A
cu protectie diferentiala de 30 mA

Circuit breaker with overload and short circuit protection 2P-16A
and differential protection 30mA

Q1-Q3 Intrerupatori automat 2P-10A
Automatic switch 2P-10A

Q7 Separator de sarcina 3P-16A
Charge separator 3P-16A

- LEGENDA/LEGEND :**
- Disjunctori cu protectie diferentiala
Circuit breaker with differential protection
 - Disjunctori magneto-termici
Thermo-magnetic circuit breaker
 - Circuit de priza monofazat
Monophase socket circuit
 - Circuit lumina
Lighting circuit
 - Separator de sarcina
Charge separator

VERIFICATOR M.L.P.A.T.									
PR.Dr.Ing. Moroldo C. Dan									
SEMNATURA									
CERINTA									
REFERAT / EXPERTIZA NR. / DATA									
PROJECT DESIGN COORDINATOR: COORDINATOR PROJECT:									
									
THE LOUIS BERGER GROUP, INC									
BUCHAREST SCHOOLS INFRASTRUCTURE REHABILITATION / REABILITAREA INFRASTRUCTURII EDUCATIONALE IN MUNICIPIUL BUCURESTI									
DESIGNER/PROIECTANT:									
M4									
M3									
M2									
M1									
Modif Date/Data									
DESIGNED BY/PROIECTAT									
VERIFIED BY/VERIFICAT									
PROJ. DIR./SEF PROIECT									
									
140/7395/1995									
BENEFICIARY/BENEFICIAR									
MUNICIPALITY OF BUCHAREST PRIMARIA MUNICIPIULUI BUCURESTI									
									
SCHOOL NAME/ NUME SCOALA									
SCOALA GENERALA NR.149 - SALA DE SPORT / GENERAL SCHOOL NO.149-SPORTS HALL									
TYPE OF WORKS/ LUCRARE									
ELECTRICAL WORKS / LUCRARE DE ELECTRICE									
DESIGNED BY PROIECTAT									
Ing. B. Ilinia									
TITLE/ PLANSA									
STORAGE ELECTRICAL PANEL TDep TABLOU ELECTRIC DEPOZIT TDep									
PROJ. DIR. SEF PROIECT									
anh. S. Iechim									
DATE/ DATA									
01/2007									
SCALE/ SCARA									
PROJ. PHASE/FAZA PROIECT									
Detailed Design									
PROJ. No./Nr.PROIECT									
077/IS3									
DRWG. No./Nr. PLANSA									
IE/004									

It is prohibited to copy, multiply or print this document without written approval of THE LOUIS BERGER GROUP, INC.
Este interzisa copierea, multiplicarea si imprimutarea documentatiei fara aprobarea scrisa a THE LOUIS BERGER GROUP, INC.